

How to download and transfer MontanaLibrary2Go eBooks to your Mobile Device (iOS, Android, etc.) using the Kindle App

If this is the first time you are using MontanaLibrary2Go on this device...

1. Go to the App store.
2. Download and install the Kindle App



Log-in:

1. Visit montanalibrary2go.org
2. Click **ACCOUNT**
3. Select your library from the drop-down list.
4. Enter your library card number

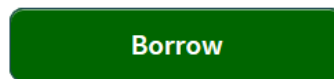


Find, Checkout and Download Titles:

1. Use the search function or browse to find titles. If an item is not available, you may click **PLACE A HOLD** to get in line to check it out.

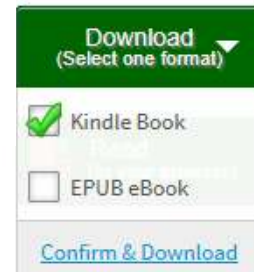


2. Once you find a title you wish to read, click **BORROW**
NOTE: *The default check-out time is for 14 days. Click CHANGE to check-out for 7 days.*



This title can be borrowed for 14 days.
(Change)

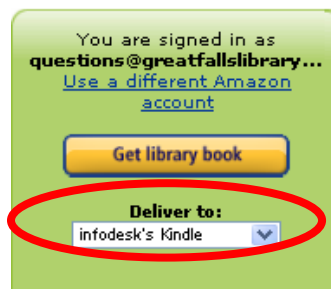
3. Your BOOKSHELF page will open, showing all of the titles you have checked out.
4. Click the **DOWNLOAD** button next to the title you wish to check-out
5. Click the Kindle Book for the format.
6. Click **CONFIRM AND DOWNLOAD**.
7. Amazon.com will open in a new window.
8. Locate the green box on the right of the screen.



If you have more than one device on your Amazon account, you will need to choose the correct device using the drop-down menu.

Click **Get Library Book**.

NOTE: *If you are not logged in to your Amazon account, you will be asked for your e-mail and Amazon password.*




Your device will now automatically download your eBook the next time it has wireless Internet access.

NOTE: *Download requires Wi-Fi connection. eBooks cannot be delivered over 3G or 4G connections.*

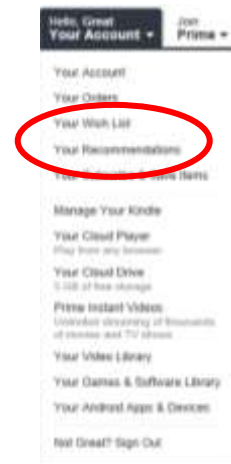
Retrieve a Hold:

1. Once you have received an email notifying you that your hold is available, go to montanalibrary2go.org
2. Click **Account**
3. Select your library from the drop-down list.
4. Enter your library card number
5. Click **HOLDS**
6. Click **BORROW** and follow regular check-out procedures.



Return an Item Early:

1. Log-in at Amazon.com
2. Click **YOUR ACCOUNT**.
3. Click **MANAGE YOUR KINDLE**.



4. You will see a listing of your Kindle titles.

Showing 1 - 11 of 11 items

| Title | Author | Date | Action |
|---|-------------------------|------------------|--------|
| AMOS AND THE CHAMELEON CAPER (Culpepper Adventures) public library | Paulsen, Gary | January 10, 2012 | Action |
| The New Oxford American Dictionary | Oxford University Press | January 10, 2012 | Action |

5. Click the drop-down arrow on the **Action Button**
6. Choose **Return this Book**.

